



**SCHEDULE
80
PVC-GRAY**

**“QUALITY BY
DESIGN”**



"QUALITY BY
DESIGN"

CORPORATE OFFICES AND FACTORY
PO BOX 2097
533 EAST THIRD STREET
BEAUMONT, CA 92223
(951)845-3161
FAX (951)845-7644

STANDARD WARRANTY

Dura Plastic Products, Inc. ("Sellers") warrants to the original Buyer only, that all products shall be free from defects in design and manufacture for a period of one year from the date of delivery, provided that such products are installed, used and/or adjusted only in strict accordance with the appropriate guidelines.

DO NOT USE OR TEST DURA PRODUCTS WITH COMPRESSED AIR OR GAS. DO NOT USE DURA PRODUCTS WITH COMPRESSED AIR OR GAS SYSTEMS.

MODIFICATION OF FITTINGS VOIDS WARRANTY. In no event shall the foregoing warranty extend to any products in any way caused or allowed to be, or installed, operated or used in such a manner as to be, subject or exposed to conditions of misuse, abuse or accident. The sole obligation of Seller, and the exclusive remedy of Buyer under this warranty, under any other warranty, expressed or implied, under any rule of law including strict liability, negligence, indemnity, or otherwise, is the replacement of the defective goods by Seller, or at Seller's sole election, the return of the purchase price of the defective goods.

Any products returned by Buyer to Seller under the foregoing terms shall be returned to Seller's place of business freight prepaid, accompanied or preceded by Buyer's particularized statement of the claimed defect. The risk of loss and freight charges to and from Seller in connection with any returned products shall be borne by Buyer, but Seller shall bear such additional freight charges arising in connection with any such returned products ultimately determined by the Seller to be defective under the terms of the foregoing warranty.

The agreement of Seller to sell its products is expressly conditioned upon the Buyer's assent to, and Seller agrees to sell its products upon, all terms and conditions set forth above and on the face hereof. Buyer's acceptance of any products provided under this sale shall constitute such assent.

THE FOREGOING WARRANTY IS EXCLUSIVE AND IN LIEU OF ANY AND ALL OTHER WARRANTIES, EXPRESSED OR IMPLIED. NO WARRANTY OF MERCHANTABILITY, NO IMPLIED WARRANTY OF FITNESS FOR ANY PARTICULAR PURPOSE, AND NO IMPLIED WARRANTY ARISING BY USAGE OF TRADE, COURSE OF DEALING OR COURSE OF PERFORMANCE IS GIVEN BY SELLER OR SHALL ARISE BY OR IN CONNECTION WITH THIS SALE AND/OR THE SELLER'S AND/OR BUYER'S CONDUCT IN RELATION THERETO OR TO EACH OTHER, AND IN NO EVENT SHALL SELLER BE LIABLE FOR ANY SPECIAL INDIRECT, INCIDENTAL OR CONSEQUENTIAL DAMAGES ARISING IN ANY WAY IN CONNECTION WITH ANY PRODUCTS OF THE SALE.

These fittings meet the requirements of ASTM D2467(Socket) & D2464(threaded).

Material: Dura Schedule 80 Fittings are produced from PVC Type 1, Grade 1.

MINIMUM BILLING: Minimum billing requirement is \$50.00 net.

RETURNED MERCHANDISE: No merchandise will be accepted for return without authorization. Merchandise must be returned freight prepaid and will be subject to a 20% handling charge.

TERMS: Invoices are due and payable thirty (30) days from date of invoice. A two (2) percent prompt payment discount on net amount of invoice **Excluding Freight** will be allowed if paid by the 10th. All orders received after the 25th of the month will be considered as of the 1st of the following month for billing purposes.

FREIGHT: Prepaid on orders for products totaling \$1,500.00 net for one shipment to single destination within the contiguous United States.

Possession of this price list shall not be construed as an offer to sell the products listed.

INDEX

SCHEDULE 80

PAGE

• STANDARD WARRANTY	1
• SCHEDULE 80 FITTINGS	3 - 10
• SCHEDULE 80 UNIONS	11
• SCHEDULE 80 FLANGES	12 - 15
• SCHEDULE 80 GASKETS AND O-RINGS	16
• SCHEDULE 80 FLANGED FITTINGS	17 -19

Schedule 80

PVC - Gray

**DURA PLASTIC
PRODUCTS, INC.**

P.O.BOX 2097
533 EAST THIRD STREET
BEAUMONT, CA 92223

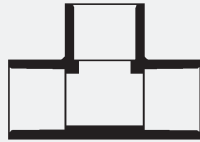
www.duraplastics.com

SCHEDULE 80 FITTINGS



TEE

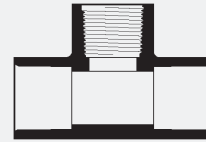
(slip x slip x slip)



PART NUMBER	UPC CODE	SIZE	BAG	BOX
801-002	16606	1/4	10	250
801-003	16608	3/8	10	250
801-005	16612	1/2	10	200
801-007	16618	3/4	10	100
801-010	16628	1	10	50
801-012	16650	1 1/4	5	50
801-015	16676	1 1/2	5	25
801-020	16714	2	-	10
801-025	16746	2 1/2	-	10
801-030	16760	3	-	5
801-040	16776	4	-	4
801-060	16800	6	-	1
801-080	16808	8	-	2
801-100	16816	10	-	1

TEE

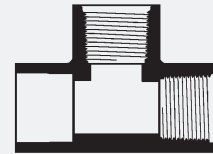
(slip x slip x fipt)



PART NUMBER	UPC CODE	SIZE	BAG	BOX
802-002	16826	1/4	10	250
802-003	16828	3/8	10	250
802-005	16830	1/2	10	200
802-007	16836	3/4	10	100
802-010	16846	1	5	50
802-012	16868	1 1/4	5	25
802-015	16894	1 1/2	5	25
802-020	16928	2	4	20

TEE

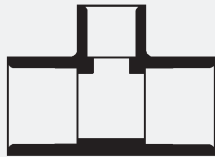
(slip x fipt x fipt)



PART NUMBER	UPC CODE	SIZE	BAG	BOX
803-002	16597	1/4	10	250
803-003	16598	3/8	10	250
803-005	16599	1/2	5	125
803-007	16600	3/4	5	100
803-010	16601	1	5	50
803-012	16602	1 1/4	5	25
803-015	16603	1 1/2	5	25
803-020	16604	2	4	20

REDUCING TEE

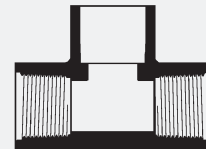
(slip x slip x slip)



PART NUMBER	UPC CODE	SIZE	BAG	BOX
801-251	16716	2 x 2 x 1 1/2	-	10
801-287	16758	2 1/2x2 1/2x1/2	-	10
801-288	16756	2 1/2x2 1/2x3/4	-	10
801-289	16754	2 1/2 x 2 1/2 x 1	-	10
801-290	16752	2 1/2x2 1/2x1 1/4	-	10
801-291	16750	2 1/2x2 1/2x1 1/2	-	10
801-292	16748	2 1/2 x 2 1/2 x 2	-	10
801-420	16780	4 x 4 x 2	-	• 10
801-532	16802	6 x 6 x 4	-	• 2
801-585	16810	8 x 8 x 6	-	• 2

TEE

(fipt x fipt x slip)



PART NUMBER	UPC CODE	SIZE	BAG	BOX
804-002	17018	1/4	10	250
804-003	17019	3/8	10	250
804-005	17020	1/2	5	125
804-007	17021	3/4	10	100
804-010	17022	1	5	50
804-012	17023	1 1/4	5	25
804-015	17024	1 1/2	5	25
804-020	17025	2	4	20

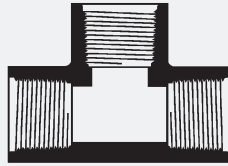
fipt: Female Iron Pipe Thread
mipt: Male Iron Pipe Thread
spg: Spigot



SCHEDULE 80 FITTINGS

TEE

(fipt x fipt x fipt)



PART NUMBER	UPC CODE	SIZE	BAG	BOX
805-002	17026	1/4	10	250
805-003	17028	3/8	10	250
805-005	17030	1/2	5	125
805-007	17032	3/4	5	125
805-010	17034	1	5	50
805-012	17036	1 1/4	5	25
805-015	17038	1 1/2	5	25
805-020	17040	2	4	20
805-025	17042	2 1/2	- •	25
805-030	17044	3	- •	15
805-040	17046	4	- •	5

90° ELL


(slip x fipt)



PART NUMBER	UPC CODE	SIZE	BAG	BOX
807-002	16326	1/4	10	250
807-003	16327	3/8	10	250
807-005	16328	1/2	10	250
807-007	16330	3/4	10	200
807-010	16332	1	5	50
807-012	16334	1 1/4	5	50
807-015	16336	1 1/2	5	25
807-020	16338	2	5	25
807-030	16339	3	- •	10

90° ELL

(slip x slip)

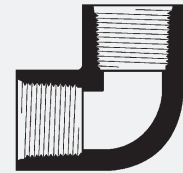


PART NUMBER	UPC CODE	SIZE	BAG	BOX
806-002	16264	1/4	10	250
806-003	16266	3/8	10	250
806-005	16270	1/2	10	250
806-007	16272	3/4	10	200
806-010	16276	1	10	50
806-012	16282	1 1/4	5	50
806-015	16290	1 1/2	5	25
806-020	16298	2	5	25
806-025	16304	2 1/2	-	10
806-030	16306	3	-	10
806-040	16308	4	-	5
806-060	16312	6	-	1
806-080	16314	8	-	2
806-100	16316	10	-	1

DURA STREET DISCOUNTS APPLY TO ALL HIGHLIGHTED ITEMS

90° ELL

(fipt x fipt)



PART NUMBER	UPC CODE	SIZE	BAG	BOX
808-002	16350	1/4	10	250
808-003	16352	3/8	10	250
808-005	16354	1/2	10	250
808-007	16356	3/4	10	100
808-010	16358	1	5	50
808-012	16360	1 1/4	5	50
808-015	16362	1 1/2	5	25
808-020	16364	2	5	25
808-025	16366	2 1/2	- •	10
808-030	16368	3	- •	12
808-040	16370	4	- •	10

90° STREET ELL

(spg x slip)



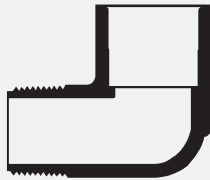
PART NUMBER	UPC CODE	SIZE	BAG	BOX
809-010	16175	1	5	50
809-012	16176	1 1/4	5	50
809-015	16177	1 1/2	5	50

"QUALITY BY DESIGN"

SCHEDULE 80 FITTINGS

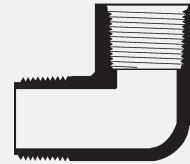


**90° STREET
ELL**
(mipt x slip)



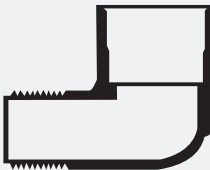
PART NUMBER	UPC CODE	SIZE	BAG	BOX
810-010	16178	1	5	50
810-012	16179	1 1/4	5	50
810-015	16180	1 1/2	5	50

**REDUCING
90° STREET
ELL**
(mipt x fipt)



PART NUMBER	UPC CODE	SIZE	BAG	BOX
812-132	16259	1 x 1 1/4	5	50
812-133	16260	1 x 1 1/2	5	50
812-168	16262	1 1/4 x 1	5	50
812-169	16261	1 1/4 x 1 1/2	5	50
812-211	16263	1 1/2 x 1	5	50
812-212	16265	1 1/2 x 1 1/4	5	50

**REDUCING
90° STREET
ELL**
(mipt x slip)



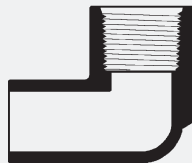
PART NUMBER	UPC CODE	SIZE	BAG	BOX
810-132	16187	1 x 1 1/4	5	50
810-133	16189	1 x 1 1/2	5	50
810-168	16193	1 1/4 x 1	5	50
810-169	16191	1 1/4 x 1 1/2	5	50
810-211	16195	1 1/2 x 1	5	50
810-212	16197	1 1/2 x 1 1/4	5	50

45° ELL
(slip x slip)



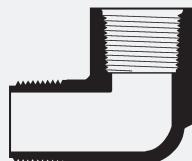
PART NUMBER	UPC CODE	SIZE	BAG	BOX
817-002	16184	1/4	-	150
817-003	16186	3/8	-	200
817-005	16188	1/2	10	250
817-007	16190	3/4	10	100
817-010	16192	1	10	50
817-012	16194	1 1/4	10	50
817-015	16196	1 1/2	5	50
817-020	16198	2	5	25
817-025	16200	2 1/2	-	10
817-030	16202	3	-	10
817-040	16204	4	-	4
817-060	16208	6	-	2
817-080	16210	8	-	2
817-100	16212	10	-	1
817-120	16214	12	-	1

**90° STREET
ELL**
(spg x fipt)



PART NUMBER	UPC CODE	SIZE	BAG	BOX
811-010	16181	1	5	50
811-012	16182	1 1/4	5	50
811-015	16183	1 1/2	5	25

**90° STREET
ELL**
(mipt x fipt)



PART NUMBER	UPC CODE	SIZE	BAG	BOX
812-010	16256	1	5	50
812-012	16257	1 1/4	5	50
812-015	16258	1 1/2	5	50

DURA STREET DISCOUNTS APPLY TO ALL HIGHLIGHTED ITEMS

**NATIONAL ORDER DESK
1- (800) 854-2323
CALIFORNIA ORDER DESK
1- (800) 472-8564
FACSIMILE TERMINAL
(951) 845-7644**



SCHEDULE 80 FITTINGS

45° ELL

(fipt x fipt)



PART NUMBER	UPC CODE	SIZE	BAG	BOX
819-002	16224	1/4	-	• 200
819-003	16226	3/8	-	• 200
819-005	16228	1/2	-	• 25
819-007	16230	3/4	-	• 25
819-010	16232	1	-	• 25
819-012	16234	1 1/4	-	• 25
819-015	16236	1 1/2	-	• 15
819-020	16238	2	-	• 20
819-030	16242	3	-	• 15
819-040	16244	4	-	• 5

REDUCER COUPLING

(slip x slip)



PART NUMBER	UPC CODE	SIZE	BAG	BOX
829-101	16068	3/4 x 1/2	25	• 100
829-130	15038	1 x 1/2	5	• 40
829-131	16072	1 x 3/4	5	• 40
829-168	16076	1 1/4 x 1	5	• 20
829-211	15048	1 1/2 x 1	-	• 35
829-212	16080	1 1/2 x 1 1/4	-	• 20
829-251	16084	2 x 1 1/2	5	• 20
829-338	15076	3 x 2	-	• 25
829-422	15086	4 x 3	-	• 5
829-532	15094	6 x 4	-	• 5
829-585	15098	8 x 6	-	• 2

COUPLING

(slip x slip)




PART NUMBER	UPC CODE	SIZE	BAG	BOX
829-002	16060	1/4	100	• 200
829-003	16062	3/8	-	• 50
829-005	16064	1/2	10	250
829-007	16066	3/4	10	250
829-010	16070	1	10	100
829-012	16074	1 1/4	5	50
829-015	16078	1 1/2	5	50
829-020	16082	2	5	25
829-025	16086	2 1/2	5	25
829-030	16088	3	-	10
829-040	16090	4	-	8
829-060	16094	6	-	4
829-080	16096	8	-	5
829-100	16098	10	-	1
829-120	16100	12	-	1

DURA STREET DISCOUNTS APPLY TO ALL HIGHLIGHTED ITEMS

THREADED COUPLING


(fipt x fipt)



PART NUMBER	UPC CODE	SIZE	BAG	BOX
830-002	16110	1/4	-	• 250
830-003	16112	3/8	-	• 200
830-005	16114	1/2	10	250
830-007	16116	3/4	10	250
830-010	16118	1	10	100
830-012	16120	1 1/4	5	50
830-015	16122	1 1/2	5	50
830-020	16124	2	5	25
830-025	16126	2 1/2	-	• 20
830-030	16128	3	-	• 20
830-040	16130	4	-	• 15

REDUCING THREADED COUPLING

(fipt x fipt)



PART NUMBER	UPC CODE	SIZE	BAG	BOX
830-052	15104	3/8 x 1/4	50	200
830-072	15106	1/2 x 1/4	-	150
830-073	15107	1/2 x 3/8	10	250
830-101	15108	3/4 x 1/2	10	250
830-130	15112	1 x 1/2	5	40


fipt: Female Iron Pipe Thread
mipt: Male Iron Pipe Thread
spg: Spigot

SCHEDULE 80 FITTINGS



REDUCING THREADED COUPLING


(fipt x fipt)
CONTINUED



PART NUMBER	UPC CODE	SIZE	BAG	BOX
830-131	15110	1 x 3/4	10	100
830-167	15116	1 1/4 x 3/4	10	40
830-168	15114	1 1/4 x 1	10	50
830-211	15122	1 1/2 x 1	5	20
830-212	15120	1 1/2 x 1 1/4	5	50
830-251	15128	2 x 1 1/2	5	50

REDUCING FEMALE ADAPTER


(slip x fipt)



PART NUMBER	UPC CODE	SIZE	BAG	BOX
835-102	15512	3/4 x 1	10	100
835-131	15522	1 x 3/4	10	100
835-213	15533	1 1/2 x 2	5	25

MALE FITTING ADAPTER

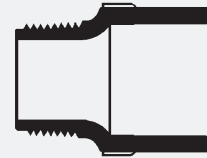
(spg x mipt)



PART NUMBER	UPC CODE	SIZE	BAG	BOX
833-002	15489	1/4	10	500
833-003	15490	3/8	10	250
833-005	15491	1/2	10	250
833-007	15492	3/4	10	250
833-010	15493	1	10	100
833-012	15494	1 1/4	5	50
833-015	15495	1 1/2	5	50
833-020	15496	2	5	25

MALE ADAPTER

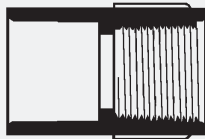
(mipt x slip)



PART NUMBER	UPC CODE	SIZE	BAG	BOX
836-002	15583	1/4	10	250
836-003	15592	3/8	10	250
836-005	15594	1/2	10	250
836-007	15600	3/4	10	250
836-010	15606	1	10	100
836-012	15612	1 1/4	5	50
836-015	15618	1 1/2	5	50
836-020	15624	2	5	25
836-025	15630	2 1/2	5	25
836-030	15636	3	2	10
836-040	15640	4	2	10

FEMALE ADAPTER

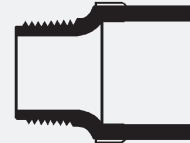
(slip x fipt)



PART NUMBER	UPC CODE	SIZE	BAG	BOX
835-002	15498	1/4	10	250
835-003	15500	3/8	10	250
835-005	15502	1/2	10	250
835-007	15510	3/4	10	250
835-010	15516	1	10	100
835-012	15526	1 1/4	5	50
835-015	15530	1 1/2	5	50
835-020	15534	2	5	25
835-025	15536	2 1/2	-	20
835-030	15538	3	-	30
835-040	15540	4	-	20

REDUCING MALE ADAPTER

(mipt x slip)



FLUSH STYLE
-2

PART NUMBER	UPC CODE	SIZE	BAG	BOX
836-043	15584	1/4 x 3/8	10	250
836-045	15585	1/4 x 1/2	10	250
836-052	15586	3/8 x 1/4	10	250
836-053	15587	3/8 x 1/2	10	250
836-072-2	15599	1/2 x 1/4	10	250
836-073	15598	1/2 x 3/8	10	250
836-074	15596	1/2 x 3/4	10	250
836-098-2	15603	3/4 x 1/4	10	250
836-099-2	15605	3/4 x 3/8	10	250
836-101	15604	3/4 x 1/2	10	250
836-102	15602	3/4 x 1	10	100



SCHEDULE 80 FITTINGS

REDUCING MALE ADAPTER

(mipt x slip)
CONTINUED

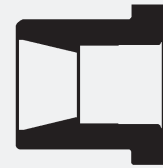


PART NUMBER	UPC CODE	SIZE	BAG	BOX
836-130-2	15611	1 x 1/2	10	250
836-131	15610	1 x 3/4	10	100
836-131-2	15609	1 x 3/4	10	100
836-132	15608	1 x 1 1/4	5	125
836-168	15616	1 1/4 x 1	5	125
836-168-2	15617	1 1/4 x 1	5	125
836-169	15614	1 1/4 x 1 1/2	5	50
836-211-2	15615	1 1/2 x 1	10	100
836-212	15622	1 1/2 x 1 1/4	5	50
836-212-2	15621	1 1/2 x 1 1/4	5	50
836-213	15620	1 1/2 x 2	5	50
836-251-2	15629	2 x 1 1/2	5	50
836-287-2	15619	2 1/2 x 1/2	5	25
836-288-2	15625	2 1/2 x 3/4	5	25
836-290-2	15623	2 1/2 x 1 1/4	5	25
836-292-2	15631	2 1/2 x 2	5	25
836-339-2	15633	3 x 2 1/2	2	10
836-422-2	15635	4 x 3	2	10

REDUCER BUSHING

(spg x slip)
CONTINUED

All Bushings are
Flush Style



PART NUMBER	UPC CODE	SIZE	BAG	BOX
837-289	15706	2 1/2 x 1	5	25
837-290	15704	2 1/2 x 1 1/4	5	25
837-291	15702	2 1/2 x 1 1/2	5	25
837-292	15700	2 1/2 x 2	5	25
837-333	15721	3 x 1/2	5	25
837-334	15722	3 x 3/4	5	25
837-335	15720	3 x 1	5	25
837-336	15718	3 x 1 1/4	5	25
837-337	15716	3 x 1 1/2	5	25
837-338	15714	3 x 2	5	25
837-339	15712	3 x 2 1/2	5	25
837-420	15732	4 x 2	-	10
837-421	15730	4 x 2 1/2	-	10
837-422	15728	4 x 3	-	10
837-490	15740	5 x 4	-	5
837-528	15752	6 x 2	-	4
837-529	15753	6 x 2 1/2	-	4
837-530	15750	6 x 3	-	4
837-532	15748	6 x 4	-	4
837-534	15746	6 x 5	-	4

REDUCER BUSHING

(spg x slip)


All Bushings are
Flush Style



PART NUMBER	UPC CODE	SIZE	BAG	BOX
837-072	15660	1/2 x 1/4	10	500
837-073	15658	1/2 x 3/8	10	500
837-101	15662	3/4 x 1/2	10	250
837-130	15670	1 x 1/2	10	250
837-131	15668	1 x 3/4	10	250
837-166	15678	1 1/4 x 1/2	10	100
837-167	15676	1 1/4 x 3/4	10	100
837-168	15674	1 1/4 x 1	10	150
837-209	15688	1 1/2 x 1/2	10	100
837-210	15686	1 1/2 x 3/4	10	100
837-211	15684	1 1/2 x 1	10	100
837-212	15682	1 1/2 x 1 1/4	10	100
837-247	15698	2 x 1/2	5	50
837-248	15696	2 x 3/4	5	50
837-249	15694	2 x 1	5	50
837-250	15692	2 x 1 1/4	5	50
837-251	15690	2 x 1 1/2	5	50
837-287	15710	2 1/2 x 1/2	5	25
837-288	15708	2 1/2 x 3/4	5	25

REDUCING BUSHING

(spg x fipt)




PART NUMBER	UPC CODE	SIZE	BAG	BOX
838-052	15772	3/8 x 1/4	-	500
838-071	15778	1/2 x 1/8	10	500
838-072	15776	1/2 x 1/4	10	500
838-073	15774	1/2 x 3/8	10	500
838-098	15784	3/4 x 1/4	10	250
838-099	15782	3/4 x 3/8	10	250
838-101	15780	3/4 x 1/2	10	250
838-128	15787	1 x 1/4	10	250
838-129	15790	1 x 3/8	10	250
838-130	15788	1 x 1/2	10	250
838-131	15786	1 x 3/4	10	250
838-166	15796	1 1/4 x 1/2	10	100
838-167	15794	1 1/4 x 3/4	10	100
838-168	15792	1 1/4 x 1	10	100
838-209	15810	1 1/2 x 1/2	10	100
838-210	15808	1 1/2 x 3/4	10	100

SCHEDULE 80 FITTINGS



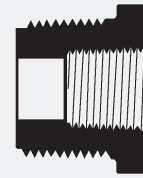
REDUCING BUSHING

(spg x fipt)
CONTINUED



REDUCING BUSHING

(mipt x fipt)
CONTINUED



PART NUMBER	UPC CODE	SIZE	BAG	BOX
838-211	15806	1 1/2 x 1	10	100
838-212	15804	1 1/2 x 1 1/4	10	100
838-247	15820	2 x 1/2	5	50
838-248	15818	2 x 3/4	5	50
838-249	15816	2 x 1	5	50
838-250	15814	2 x 1 1/4	5	50
838-251	15812	2 x 1 1/2	5	50
838-287	15834	2 1/2 x 1/2	5	25
838-288	15832	2 1/2 x 3/4	5	25
838-289	15830	2 1/2 x 1	5	25
838-290	15828	2 1/2 x 1 1/4	5	25
838-291	15826	2 1/2 x 1 1/2	5	25
838-292	15824	2 1/2 x 2	5	25
838-333	15847	3 x 1/2	5	25
838-334	15846	3 x 3/4	5	25
838-335	15844	3 x 1	5	25
838-336	15842	3 x 1 1/4	5	25
838-337	15840	3 x 1 1/2	5	25
838-338	15838	3 x 2	5	25
838-339	15836	3 x 2 1/2	5	25
838-415	15870	4 x 1/2	-	10
838-416	15871	4 x 3/4	-	10
838-417	15872	4 x 1	-	10
838-418	15873	4 x 1 1/4	-	10
838-419	15874	4 x 1 1/2	-	10
838-420	15856	4 x 2	-	10
838-421	15854	4 x 2 1/2	-	10
838-422	15852	4 x 3	-	10

PART NUMBER	UPC CODE	SIZE	BAG	BOX
839-101	15884	3/4 x 1/2	10	250
839-128	15894	1 x 1/4	10	250
839-129	15896	1 x 3/8	10	250
839-130	15892	1 x 1/2	10	250
839-131	15890	1 x 3/4	10	250
839-166	15902	1 1/4 x 1/2	10	100
839-167	15900	1 1/4 x 3/4	10	100
839-168	15898	1 1/4 x 1	10	100
839-209	15912	1 1/2 x 1/2	10	100
839-210	15910	1 1/2 x 3/4	10	100
839-211	15908	1 1/2 x 1	10	100
839-212	15906	1 1/2 x 1 1/4	10	100
839-247	15922	2 x 1/2	10	• 80
839-248	15920	2 x 3/4	15	• 60
839-249	15918	2 x 1	15	• 60
839-250	15916	2 x 1 1/4	15	• 60
839-251	15914	2 x 1 1/2	10	50
839-338	15938	3 x 2	-	• 30
839-420	15956	4 x 2	-	• 25
839-422	15952	4 x 3	-	• 15

CAP

(slip)



REDUCING BUSHING
(mipt x fipt)

PART NUMBER	UPC CODE	SIZE	BAG	BOX
839-041	15876	1/4 x 1/8	10	500
839-050	15877	3/8 x 1/8	10	500
839-052	15878	3/8 x 1/4	10	500
839-071	15881	1/2 x 1/8	10	500
839-072	15882	1/2 x 1/4	10	500
839-073	15880	1/2 x 3/8	10	500
839-098	15888	3/4 x 1/4	10	250
839-099	15886	3/4 x 3/8	10	250

PART NUMBER	UPC CODE	SIZE	BAG	BOX
847-002	15984	1/4	10	500
847-003	15986	3/8	10	500
847-005	15990	1/2	10	250
847-007	15992	3/4	10	250
847-010	15994	1	10	250
847-012	15996	1 1/4	10	100
847-015	15998	1 1/2	5	50
847-020	16000	2	5	50
847-025	16002	2 1/2	5	25
847-030	16004	3	5	25
847-040	16006	4	2	10
847-060	16010	6	-	5
847-080	16012	8	-	2
847-100	16014	10	-	1

DURA STREET DISCOUNTS APPLY TO ALL HIGHLIGHTED ITEMS



SCHEDULE 80 FITTINGS

CAP
(fipt)

PLUG
(mipt)
CONTINUED

PART NUMBER	UPC CODE	SIZE	BAG	BOX
848-002	16026	1/4	10	250
848-003	16028	3/8	10	250
848-005	16030	1/2	10	250
848-007	16032	3/4	10	250
848-010	16034	1	10	100
848-012	16036	1 1/4	10	100
848-015	16038	1 1/2	5	50
848-020	16040	2	5	50
848-025	16042	2 1/2	5	25
848-030	16044	3	5	25
848-040	16046	4	2	10

PART NUMBER	UPC CODE	SIZE	BAG	BOX
850-015	16588	1 1/2	10	100
850-020	16590	2	5	50
850-025	16592	2 1/2	5	25
850-030	16594	3	5	25
850-040	16596	4	2	10

PLUG
(spg)

FEMALE FITTING ADAPTER
(spg x fipt)

PART NUMBER	UPC CODE	SIZE	BAG	BOX
849-005	16550	1/2	10	500
849-007	16552	3/4	10	500
849-010	16554	1	10	250
849-012	16556	1 1/4	10	100
849-015	16558	1 1/2	10	100
849-020	16560	2	5	50
849-025	16562	2 1/2	5	25
849-030	16564	3	5	25
849-040	16566	4	-	15

PART NUMBER	UPC CODE	SIZE	BAG	BOX
878-002	15005	1/4	10	250
878-003	15006	3/8	10	250
878-005	15007	1/2	10	250
878-007	15008	3/4	10	250
878-010	15009	1	10	50
878-012	15010	1 1/4	5	50
878-015	15011	1 1/2	5	50
878-020	15012	2	5	25

PLUG
(mipt)

WYE FITTING
(slip x slip x slip)

PART NUMBER	UPC CODE	SIZE	BAG	BOX
850-002	16576	1/4	10	500
850-003	16578	3/8	10	500
850-005	16580	1/2	10	500
850-007	16582	3/4	10	500
850-010	16584	1	10	250
850-012	16586	1 1/4	10	100

PART NUMBER	UPC CODE	SIZE	BAG	BOX
877-020	35059	2	-	-
877-040	35062	4	-	-
877-060	35063	6	-	-

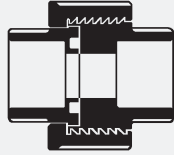
fipt: Female Iron Pipe Thread
mipt: Male Iron Pipe Thread
spg: Spigot

SCHEDULE 80 FITTINGS



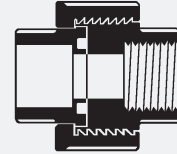
UNION

(Slip x Slip)



UNION

(Slip x Fipt)



PART NUMBER	UPC CODE	SIZE	BAG	BOX
897-002	17094	1/4	5	• 100
897-003	17095	3/8	5	• 100
897-005	17096	1/2	-	• 50
897-007	17100	3/4	-	• 50
897-010	17102	1	-	• 18
897-012	17104	1 1/4	-	• 10
897-015	17106	1 1/2	-	• 10
897-020	17108	2	-	• 16
897-025	17112	2 1/2	-	• 3
897-030	17110	3	-	• 3
897-040	17111	4	-	• 2

EPDM O-RINGS INCLUDED

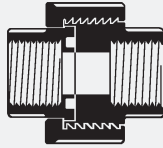
PART NUMBER	UPC CODE	SIZE	BAG	BOX
899-002	17160	1/4	5	• 100
899-003	17159	3/8	5	• 100
899-005	17161	1/2	-	• 50
899-007	17162	3/4	-	• 50
899-010	17163	1	-	• 18
899-012	17164	1 1/4	-	• 10
899-015	17165	1 1/2	-	• 10
899-020	17166	2	-	• 16
899-025	17167	2 1/2	-	• 3
899-030	17168	3	-	• 3

EPDM O-RINGS INCLUDED

NOTICE: UNIONS ARE IMPORTED PRODUCT

UNION

(Fipt x Fipt)




PART NUMBER	UPC CODE	SIZE	BAG	BOX
898-002	17118	1/4	5	• 100
898-003	17119	3/8	5	• 100
898-005	17120	1/2	-	• 50
898-007	17122	3/4	-	• 50
898-010	17124	1	-	• 18
898-012	17126	1 1/4	-	• 10
898-015	17128	1 1/2	-	• 10
898-020	17130	2	-	• 16
898-025	17134	2 1/2	-	• 3
898-030	17132	3	-	• 3
898-040	17121	4	-	• 2

EPDM O-RINGS INCLUDED

PVC material is Type 1 according to the American Society for Testing Materials (ASTM) D-1784. Fittings conform to ASTM D-2464 & ASTM D-2467. Temperature rating is 140 F. PSI is based on water at 73 F. Derate 50% at 110 F and 78% at 140 F. Not recommended for use in compressed air or gas systems.



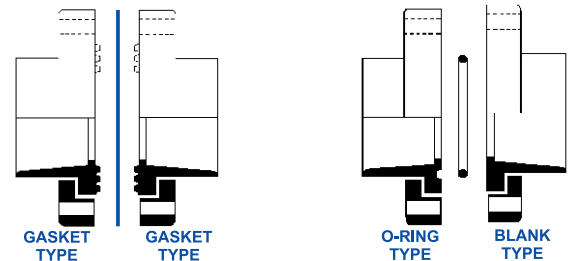
SCHEDULE 80 FLANGES



FLANGE MAKE-UP: Once a flange is joined to pipe, the method for joining two flanges is as follows:

- Piping runs joined to the flanges must be installed in a straight line position to the flange to avoid stress at the flange due to misalignment. Piping must also be secured to prevent lateral movement which can create stress and damage the flange.
- With gasket in place, align the bolt holes of the mating flanges by rotating the ring into position.
- Insert all bolts, washers (two standard flat washers and one lock washer per bolt), and nuts.
- Make sure the faces of the mating surfaces are flush against gasket prior to bolting down the flanges.
- Tighten the bolts on the plastic flanges by pulling down the nuts diametrically opposite each other using a torque wrench. Tighten bolts according to sequence shown in diagram. Complete tightening should be accomplished in stages and the final torque values followed according to the size of the flange. See chart for recommended torque. Uniform pressure across the flange will eliminate leaky gaskets.

FLANGE TYPES MUST BE MATCHED AS FOLLOWS:



GASKET TO GASKET

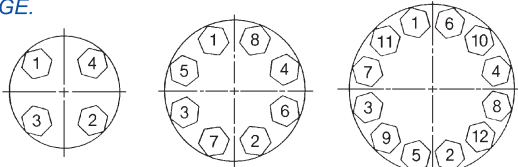
O-RING TO BLANK



SPIGOT FLANGE

SLIP FLANGE

CAUTION: UNNECESSARY OVER TORQUING WILL DAMAGE THE FLANGE.



Bolt Tightening Sequences

- Follow standard guidelines for Solvent Weld or Threaded joint applications.
- Buna-N O-Rings are included with Van Stone Flanges.
- Recommended Gaskets: Full face, 1/8" thick, elastomeric, 50-70 Shore A hardness.
- Always use full size flat washers with bolts and nuts.
- Bolt threads should be well lubricated. Nut and bolt threads should be free running during assembly.
- Follow illustrated bolt tightening sequence.

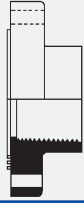
NOTE: Flanges conform to Ansi B 16.5, Class 150.
 Socket diameters conform to ASTM D 2467.
 Recommended working pressure: 150psi @ 73.4° F.

SIZE	NUMBER OF BOLTS	BOLT DIAMETER X LENGTH	TORQUE (Ft/Lbs)
1/2	4	1/2 x 2 1/2	15 - 20
3/4	4	1/2 x 2 1/2	15 - 20
1	4	1/2 x 2 1/2	15 - 20
1 1/4	4	1/2 x 2 1/2	15 - 20
1 1/2	4	1/2 x 2 1/2	15 - 20
2	4	5/8 x 2 3/4	20 - 30
2 1/2	4	5/8 x 3	20 - 30
3	4	5/8 x 3 1/2	20 - 30
4	8	5/8 x 3 3/4	20 - 30
5	8	3/4 x 4	25 - 35
6	8	3/4 x 4 1/2	30 - 45
8	8	3/4 x 4 3/4	30 - 45
10	12	7/8 x 5 3/4	35 - 50
12	12	7/8 x 6	35 - 50

SOLID STYLE FLANGES

THREADED

(Gasket Type)



NATIONAL ORDER DESK
1-800-854-2323

CALIFORNIA ORDER DESK
1-800-472-8564

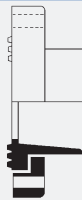
PART NUMBER	UPC CODE	SIZE	BAG	BOX
852-005	16410	1/2	- •	25
852-007	16412	3/4	- •	75
852-010	16414	1	- •	50
852-012	16416	1 1/4	- •	20
852-015	16418	1 1/2	- •	30
852-020	16420	2	- •	20
852-025	16422	2 1/2	- •	10
852-030	16424	3	- •	10
852-040	16426	4	- •	5
GASKETS NOT INCLUDED				

"QUALITY BY DESIGN"

VAN STONE STYLE FLANGES

SLIP

(Gasket Type)



SLIP

(O-Ring Type)



PART NUMBER	UPC CODE	SIZE	BAG	BOX
854-020	16476	2	-	5
854-025	16478	2 1/2	-	10
854-030	16480	3	-	5
854-040	16482	4	-	4
854-050	16483	5	-	2
854-060	16484	6	-	2
854-080	16486	8	-	1
854-100	16488	10	-	1
854-120	16490	12	-	2
GASKETS NOT INCLUDED				

PART NUMBER	UPC CODE	SIZE	BAG	BOX
854-020-1	16467	2	-	5
854-025-1	16469	2 1/2	-	10
854-030-1	16471	3	-	5
854-040-1	16473	4	-	4
854-050-1	16475	5	-	2
854-060-1	16477	6	-	2
854-080-1	16479	8	-	1
854-100-1	16481	10	-	1
854-120-1	16485	12	-	2
BUNA-N # 15 O-RINGS INCLUDED				

DURA STREET DISCOUNTS APPLY TO ALL HIGHLIGHTED ITEMS

DURA STREET DISCOUNTS APPLY TO ALL HIGHLIGHTED ITEMS



SCHEDULE 80 FLANGES

VAN STONE STYLE FLANGES (continued)



SLIP
(Blank Type)

PART NUMBER	UPC CODE	SIZE	BAG	BOX
854-020-2	16567	2	-	5
854-025-2	16568	2 1/2	-	10
854-030-2	16569	3	-	5
854-040-2	16570	4	-	4
854-050-2	16571	5	-	2
854-060-2	16572	6	-	2
854-080-2	16573	8	-	1
854-100-2	16574	10	-	1
854-120-2	16575	12	-	2

DURA STREET DISCOUNTS APPLY TO ALL HIGHLIGHTED ITEMS




SPIGOT
(O-Ring Type)

PART NUMBER	UPC CODE	SIZE	BAG	BOX
856-020-1	16051	2	-	5
856-025-1	16052	2 1/2	-	10
856-030-1	16053	3	-	5
856-040-1	16054	4	-	4
856-050-1	16055	5	-	2
856-060-1	16056	6	-	2
856-080-1	16057	8	-	1
856-100-1	16058	10	-	1
856-120-1	16059	12	-	1

BUNA-N # 15 O-RINGS INCLUDED

DURA STREET DISCOUNTS APPLY TO ALL HIGHLIGHTED ITEMS

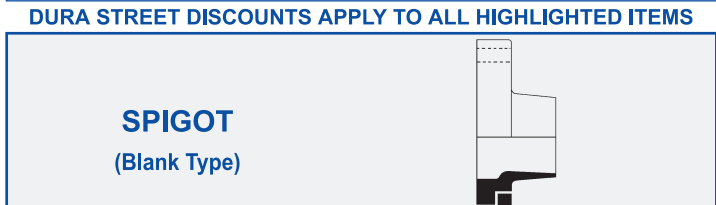


SPIGOT
(Gasket Type)

PART NUMBER	UPC CODE	SIZE	BAG	BOX
856-020	16528	2	-	5
856-025	16530	2 1/2	-	10
856-030	16532	3	-	5
856-040	16534	4	-	4
856-050	16535	5	-	2
856-060	16536	6	-	2
856-080	16538	8	-	1
856-100	16539	10	-	1
856-120	16540	12	-	1

GASKETS NOT INCLUDED

DURA STREET DISCOUNTS APPLY TO ALL HIGHLIGHTED ITEMS




SPIGOT
(Blank Type)

PART NUMBER	UPC CODE	SIZE	BAG	BOX
856-020-2	16101	2	-	5
856-025-2	16102	2 1/2	-	10
856-030-2	16103	3	-	5
856-040-2	16104	4	-	4
856-050-2	16105	5	-	2
856-060-2	16106	6	-	2
856-080-2	16107	8	-	1
856-100-2	16108	10	-	1
856-120-2	16109	12	-	1

DURA STREET DISCOUNTS APPLY TO ALL HIGHLIGHTED ITEMS

SOLID & VAN STONE BLIND FLANGES



BLIND
(Gasket Type)

PART NUMBER	UPC CODE	SIZE	BAG	BOX
SOLID STYLE				
853-015	16444	1 1/2	-	25
853-020	16446	2	-	25
853-025	16448	2 1/2	-	15

PART NUMBER	UPC CODE	SIZE	BAG	BOX
SOLID STYLE				
853-030	16450	3	-	13
853-040	16452	4	-	6
853-050	16453	5	-	5
853-060	16454	6	-	5
853-080	16456	8	-	3

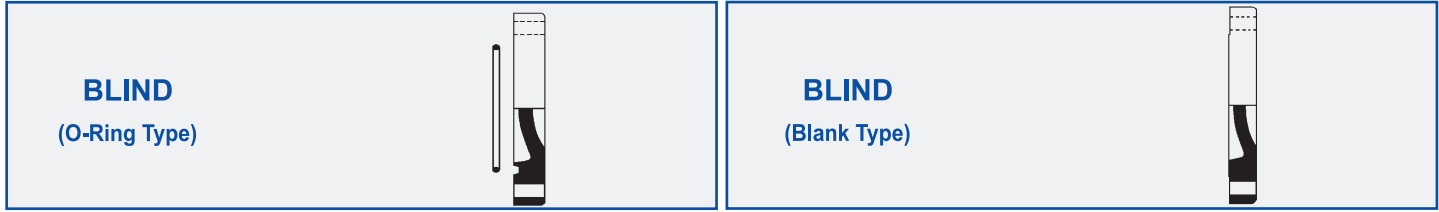
VAN STONE STYLE				
853-100	16455	10	-	2
853-120	16451	12	-	2

GASKETS NOT INCLUDED

DURA STREET DISCOUNTS APPLY TO ALL HIGHLIGHTED ITEMS

SCHEDULE 80 FLANGES

SOLID & VAN STONE BLIND FLANGES (continued)



PART NUMBER	UPC CODE	SIZE	BAG	BOX	PART NUMBER	UPC CODE	SIZE	BAG	BOX
-------------	----------	------	-----	-----	-------------	----------	------	-----	-----

SOLID STYLE				
853-020-1	16437	2	-	25
853-025-1	16439	2 1/2	-	15
853-030-1	16441	3	-	13
853-040-1	16443	4	-	6
853-050-1	16445	5	-	5
853-060-1	16447	6	-	5
853-080-1	16449	8	-	3

SOLID STYLE				
853-020-2	15347	2	-	25
853-025-2	15348	2 1/2	-	15
853-030-2	15349	3	-	13
853-040-2	15351	4	-	6
853-050-2	15353	5	-	5
853-060-2	15355	6	-	5
853-080-2	15357	8	-	3

VAN STONE STYLE				
853-100-1	16543	10	-	2
853-120-1	16544	12	-	4
BUNA-N # 15 O-RINGS INCLUDED				

VAN STONE STYLE				
853-100-2	16545	10	-	3
853-120-2	16546	12	-	4
DURA STREET DISCOUNTS APPLY TO ALL HIGHLIGHTED ITEMS				

DURA STREET DISCOUNTS APPLY TO ALL HIGHLIGHTED ITEMS



NEOPRENE GASKETS AND O-RINGS

NEOPRENE GASKETS

PART NUMBER	SIZE	PART NUMBER	SIZE
17-005	1/2	17-030	3
17-007	3/4	17-040	4
17-010	1	17-050	5
17-012	1 1/4	17-060	6
17-015	1 1/2	17-080	8
17-020	2	17-100	10
17-025	2 1/2	17-120	12

DURA STREET DISCOUNTS APPLY TO ALL HIGHLIGHTED ITEMS

DURA STREET DISCOUNTS APPLY TO ALL HIGHLIGHTED ITEMS

O-RINGS

O-RINGS FOR FLANGES

PART NUMBER	SIZE
15-335	2
15-338	2 1/2
15-343	3
15-352	4
15-360	5
15-365	6
15-447	8
15-452	10
15-456	12

DURA STREET DISCOUNTS APPLY TO ALL HIGHLIGHTED ITEMS

VITON O-RINGS FOR UNIONS

PART NUMBER	SIZE
V114	1/2
V117	3/4
V215	1
V219	1 1/4
V326	1 1/2
V330	2
V232	2 1/2
V236	3

DURA STREET DISCOUNTS APPLY TO ALL HIGHLIGHTED ITEMS

EPDM O-RINGS FOR UNIONS

PART NUMBER	SIZE
15-003	3/8
15-005	1/2
15-007	3/4
15-010	1
15-012	1 1/4
15-015	1 1/2
15-020	2
15-025	2 1/2
15-030	3
15-040	4

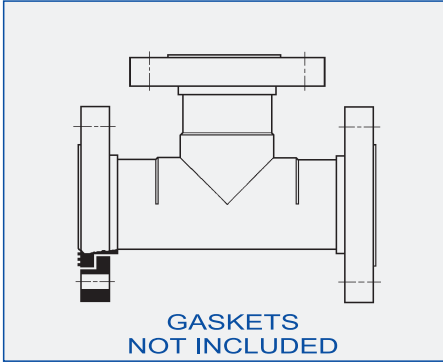
DURA STREET DISCOUNTS APPLY TO ALL HIGHLIGHTED ITEMS



SCHEDULE 80 FLANGED FITTINGS

PRE-ASSEMBLED - FLANGED TEE SCHEDULE 80 ALL MOLDED COMPONENTS

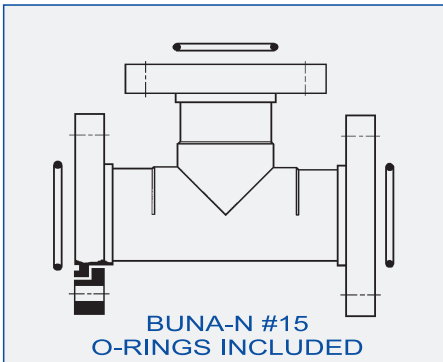
GASKET TYPE VAN STONE FLANGES



PART NUMBER	SIZE	FLANGE BOLT HOLES
80156-020-0	2"	4
80156-025-0	2 1/2"	4
80156-030-0	3"	4
80156-040-0	4"	8
80156-060-0	6"	8
80156-080-0	8"	8
80156-100-0	10"	12
* 40156-120-0	12"	12

DURA STREET DISCOUNTS APPLY TO ALL HIGHLIGHTED ITEMS

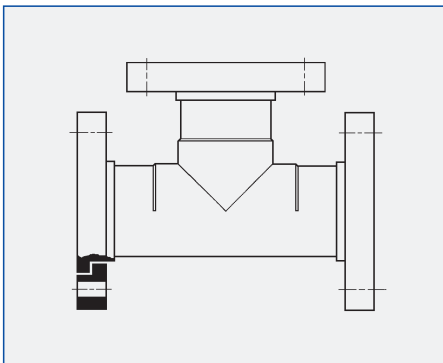
O-RING TYPE VAN STONE FLANGES



PART NUMBER	SIZE	FLANGE BOLT HOLES
80156-020-1	2"	4
80156-025-1	2 1/2"	4
80156-030-1	3"	4
80156-040-1	4"	8
80156-060-1	6"	8
80156-080-1	8"	8
80156-100-1	10"	12
* 40156-120-1	12"	12

DURA STREET DISCOUNTS APPLY TO ALL HIGHLIGHTED ITEMS

BLANK TYPE VAN STONE FLANGES



PART NUMBER	SIZE	FLANGE BOLT HOLES
80156-020-2	2"	4
80156-025-2	2 1/2"	4
80156-030-2	3"	4
80156-040-2	4"	8
80156-060-2	6"	8
80156-080-2	8"	8
80156-100-2	10"	12
* 40156-120-2	12"	12

DURA STREET DISCOUNTS APPLY TO ALL HIGHLIGHTED ITEMS

***INDICATES SCHEDULE 40 TEE, SCHEDULE 80 FLANGES**
NOTE: Mating Flanges and Hardware must be ordered separately.



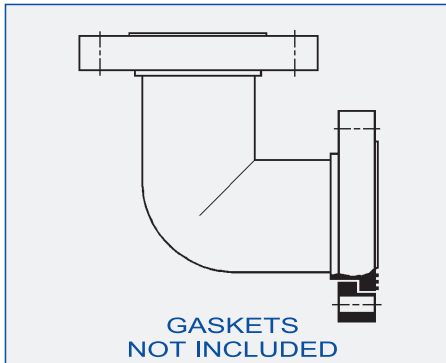
SCHEDULE 80 FITTINGS

SCHEDULE 80 FLANGED FITTINGS

PRE-ASSEMBLED - FLANGED 90 ° ELL SCHEDULE 80

ALL MOLDED COMPONENTS

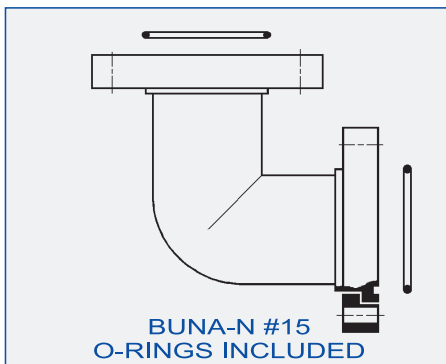
GASKET TYPE VAN STONE FLANGES



PART NUMBER	SIZE	FLANGE BOLT HOLES
80656-020-0	2"	4
80656-025-0	2 1/2"	4
80656-030-0	3"	4
80656-040-0	4"	8
80656-060-0	6"	8
80656-080-0	8"	8
80656-100-0	10"	12
* 40656-120-0	12"	12

DURA STREET DISCOUNTS APPLY TO ALL HIGHLIGHTED ITEMS

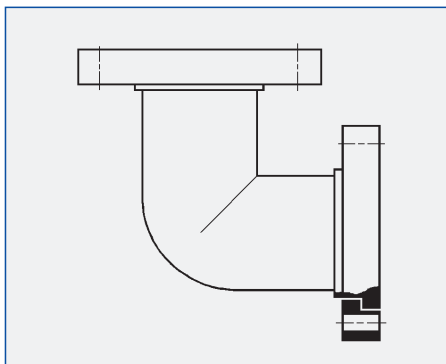
O-RING TYPE VAN STONE FLANGES



PART NUMBER	SIZE	FLANGE BOLT HOLES
80656-020-1	2"	4
80656-025-1	2 1/2"	4
80656-030-1	3"	4
80656-040-1	4"	8
80656-060-1	6"	8
80656-080-1	8"	8
80656-100-1	10"	12
* 40656-120-1	12"	12

DURA STREET DISCOUNTS APPLY TO ALL HIGHLIGHTED ITEMS

BLANK TYPE VAN STONE FLANGES



PART NUMBER	SIZE	FLANGE BOLT HOLES
80656-020-2	2"	4
80656-025-2	2 1/2"	4
80656-030-2	3"	4
80656-040-2	4"	8
80656-060-2	6"	8
80656-080-2	8"	8
80656-100-2	10"	12
* 40656-120-2	12"	12

DURA STREET DISCOUNTS APPLY TO ALL HIGHLIGHTED ITEMS

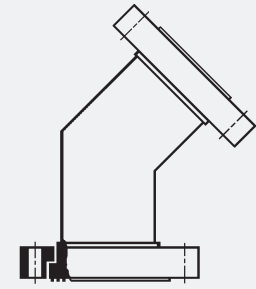
***INDICATES SCHEDULE 40 ELL, SCHEDULE 80 FLANGES**

NOTE: Mating Flanges and Hardware must be ordered separately.

SCHEDULE 80 FLANGED FITTINGS

PRE-ASSEMBLED - FLANGED 45° ELL SCHEDULE 80 ALL MOLDED COMPONENTS

GASKET TYPE VAN STONE FLANGES

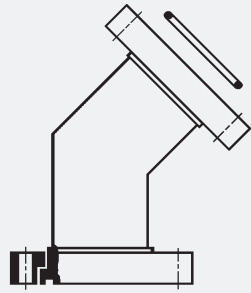


GASKETS
NOT INCLUDED

PART NUMBER	SIZE	FLANGE BOLT HOLES
81756-020-0	2"	4
81756-025-0	2 1/2"	4
81756-030-0	3"	4
81756-040-0	4"	8
81756-060-0	6"	8
81756-080-0	8"	8
81756-100-0	10"	12
81756-120-0	12"	12

DURA STREET DISCOUNTS APPLY TO ALL HIGHLIGHTED ITEMS

O-RING TYPE VAN STONE FLANGES

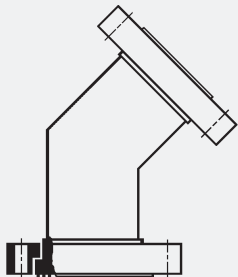


BUNA-N #15
O-RINGS INCLUDED

PART NUMBER	SIZE	FLANGE BOLT HOLES
81756-020-1	2"	4
81756-025-1	2 1/2"	4
81756-030-1	3"	4
81756-040-1	4"	8
81756-060-1	6"	8
81756-080-1	8"	8
81756-100-1	10"	12
81756-120-1	12"	12

DURA STREET DISCOUNTS APPLY TO ALL HIGHLIGHTED ITEMS

BLANK TYPE VAN STONE FLANGES



PART NUMBER	SIZE	FLANGE BOLT HOLES
81756-020-2	2"	4
81756-025-2	2 1/2"	4
81756-030-2	3"	4
81756-040-2	4"	8
81756-060-2	6"	8
81756-080-2	8"	8
81756-100-2	10"	12
81756-120-2	12"	12

DURA STREET DISCOUNTS APPLY TO ALL HIGHLIGHTED ITEMS

NOTE: Mating Flanges and Hardware must be ordered separately.



"QUALITY BY
DESIGN"

SCHEDULE 80 FITTINGS

A large rectangular area with horizontal blue lines, intended for handwritten notes.

NOTES



SCHEDULE 80 FITTINGS



"QUALITY BY DESIGN"

A large rectangular area with horizontal ruling lines, intended for handwritten notes.

NOTES



DURA WAREHOUSES

① CORPORATE

OFFICE (951)845-3161 FAX (951) 845-7644

② PERRY, GA

OFFICE (478) 988-0282
FAX (478) 987-7003

④ FRACKVILLE, PA

OFFICE (570) 874-4651
FAX (570) 874-4652

⑥ SALT LAKE CITY, UT

OFFICE (801) 973-9442
FAX (801) 973-9258

③ BURLINGTON, IA

OFFICE (319) 758-9060
FAX (319) 758-9058
TOLL FREE (800) 758-9060

⑤ CARROLLTON, TX

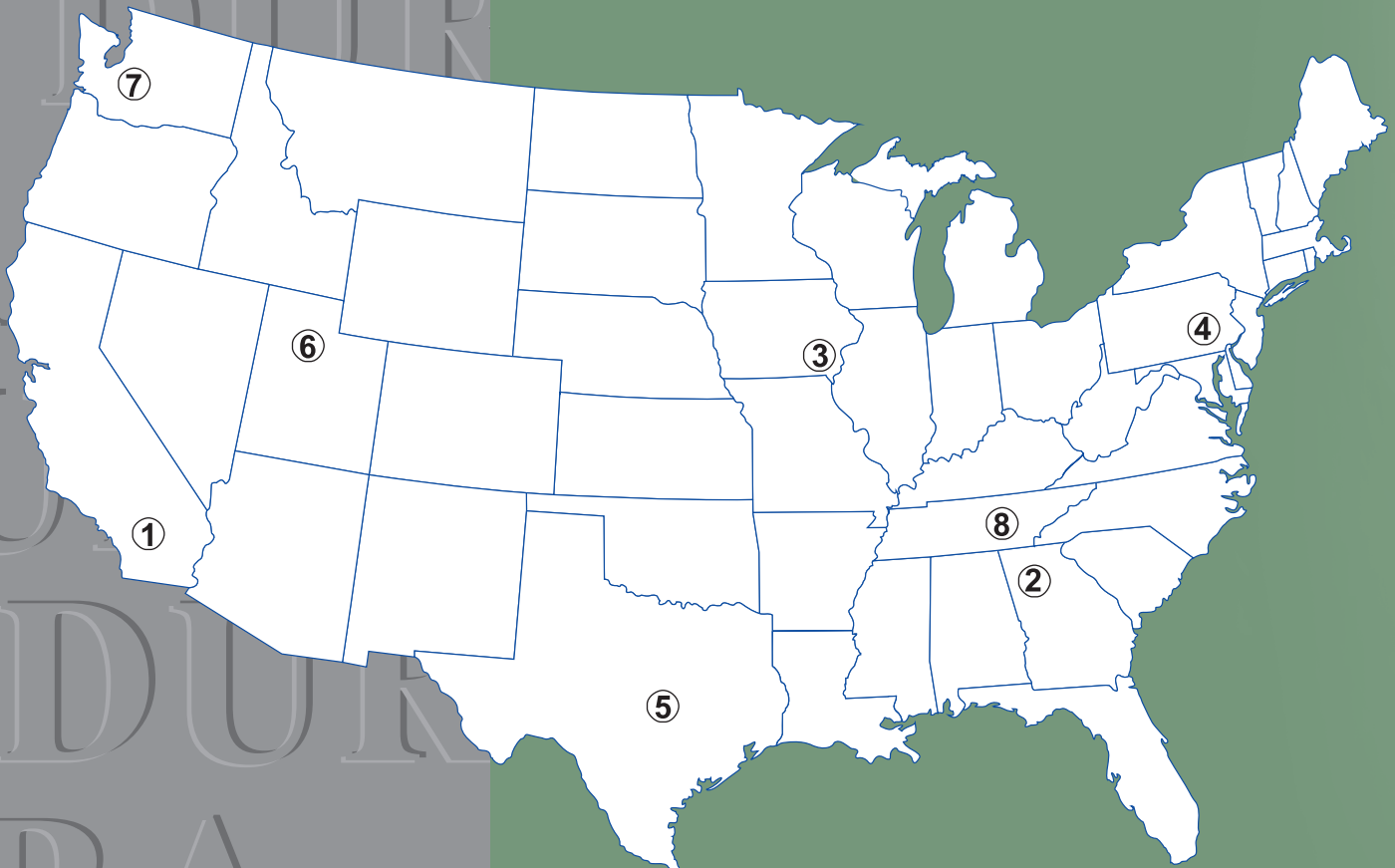
OFFICE (972) 406-8996
FAX (972) 406-0306
ORDER FAX (800) 709-2220

⑦ PASCO, WA

OFFICE (509) 547-7272
FAX (509) 547-0107

⑧ CELINA, TN

OFFICE (931) 243-5544
FAX (931) 243-5542



NATIONAL ORDER DESK

1-(800)854-2323

CALIFORNIA ORDER DESK

1-(800)472-8564

**DURA PLASTIC
PRODUCTS, INC.**

P.O. BOX 2097
BEAUMONT, CA 92223